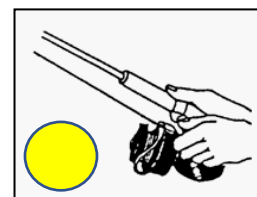
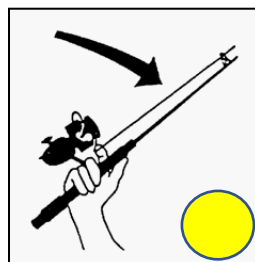
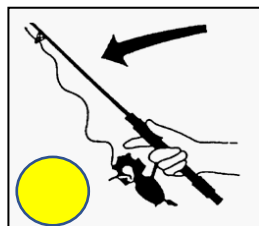
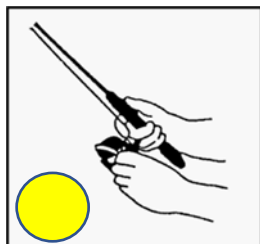


## 1. The technique of casting

✍ Watch the video: How to cast a spinning reel.



✍ Put the images in order by numbering them in the yellow circle.



✍ Associate the correct text with the same number.

- ☐ Open the pick-up with the left hand: for this, tip up the pick-up to set the wire free. As the wire can spread out freely, keep it back with the index finger of the right hand.
- ☐ Combine both movements, right wrist-shoulder to back, then thrust to the front to enable to cast the lure.
- ☐ When the movement reaches its maximum length in direction of the target, you must free the wire by opening the index finger. The wire spreads out freely.
- ☐ When the lure has reached the water, the pick-up must take the wire back. For this, turn the handle, the pick-up must move back into a closed position in about half a turn.

## 2. Test

✍ Find the function of the anti-reverse lever:

✍ Find the function of the control wheel adjusting brake: