

© Original Artist  
Reproduction-rights\_obtainable from  
www.CartoonStock.com



"I like subtitles, I can watch the movie, skip the book, and not feel guilty."

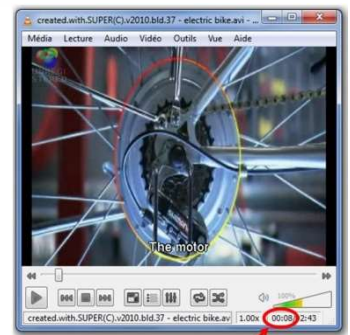
**Goal:** In this activity you will watch and listen to technical videos then you will learn how to create subtitles.

You work for a post-production company named "STI2DVideo". The post production is part of film-making and the video production process. It occurs also in the making of subtitles for short technical videos. Some videos are not completed yet and you have been asked to work with one of the following videos to finish the subtitles.

## 1. First part

### 1.1. Play the video the teacher gave you

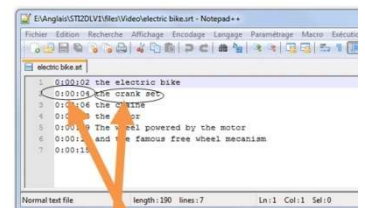
- Download the video file and the subtitle file in your folder (the files are in the classroom folder).
- Play the video with VLC.
- Start and stop VLC with the "Space Bar".



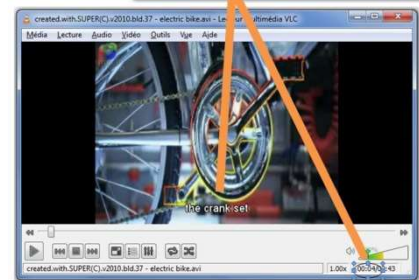
Read the time here

### 1.2. Edit the subtitles' file and fill in the blanks

- Open the subtitle file with **notepad** or **bloc-notes**.
- Fill in the blanks with the subtitles (the work is partially done, some subtitles remain to be written).



### 1.3. Rename your subtitle file with your name and record it in the folder "restitution mes devoirs".



## 2. Second part

### 2.1. Complete the paper about your system to explain how it works.

## 3. Third part

### 3.1. Face to face

- To prepare your oral, present your video to a classmate.

## Videos

Speakers	Compact fluorescent bulb	Tattoo machine	Electric bike	Lawnmower
Coin Changer	Bread toaster	Digital camera	Hot water heater	Electric guitar